



Decorating Tips

A guide to the family of Wilton professional-quality decorating tips. All tips work with standard bags and couplers, unless otherwise indicated. Nickel-plated brass. Dishwasher safe.



ROUND TIPS

Outline, lettering, dots, balls, beads, stringwork, lattice, lacework.



BASKETWEAVE TIPS

Tips 44, 45 make only smooth stripes; rest of basketweave tips and Cake Icer make both smooth and ribbed stripes.



RUFFLE TIPS

Plain, fluted and shell borders, special effects.



PETAL TIPS

Realistic flower petals, dramatic ruffles, drapes, swags and bows.



MULTI-OPENING TIPS

Rows and clusters of strings, beads, stars. (Use 233 for grass.)




LEFT-HANDED TIP SETS

Now left-handers can achieve the same beautiful flowers as right-handed decorators!



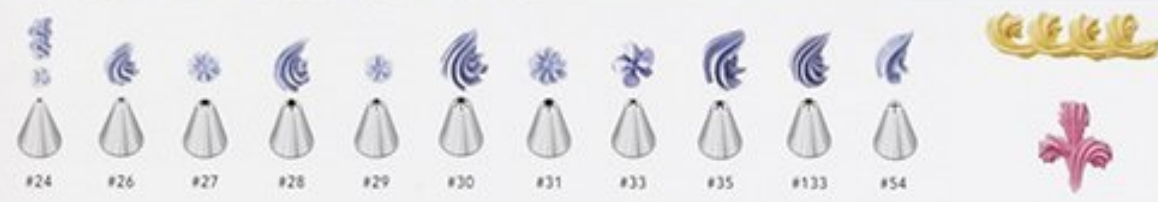
OPEN STAR TIPS

Star techniques, drop flowers; the finely cut teeth of 199 through 364 create decorations with many ridges; use 6B and 8B with pastry dough too.




CLOSED STAR TIPS

Create deeply grooved shells, stars and fleurs-de-lis.



LEAF TIPS

So realistic! Ideal for shell-motion borders too.



DROP FLOWER TIPS

Small (106-225); medium (131-194); large (2C-1G, great for cookie dough).



SPECIALTY TIPS

Shells, ropes, hearts, Christmas trees, ring candle holders!

